



Product Overview



TRUST IN QUALITY



Welcome to World Group Windows and Doors

We offer a wide choice of windows, doors and conservatories with a defined market presence and beautifully crafted solutions for every home. Our team of dedicated professionals is happy to offer unrivalled expertise and technical support to grow your business.

We are home to the award-winning systems - Optima window and door system and Stellar Aluminium system. We also have a range of commercial-focused products, including curtain walling and reversible windows that deliver a wide choice to enhance your portfolio.

You are in good hands with World Group. We are a proud family-owned business operating for almost five decades. We've served trade, construction professionals and homeowners throughout Cumbria, Dumfries and Galloway.

Our philosophy is based on providing quality, affordable products, and honest reliable service.

In recent years, over £1.5 million has been invested in automating, improving and moving the business to our current Carlisle head office at Kingdom House, Durranhill,

with the last few years being a story of development and market growth for our extended range of property improvements and homecare solutions.

The product quality and management system of our manufacturing, installations and aftercare services conform to British Standards to ensure you can trust in the quality of our products and services. All our product ranges are also fully CE marked.

Continued family involvement in the business looks secured with no less than seven family members currently working in the World Group team.



We've made things simpler!

When you buy from World Group, you can find all of the window, door and conservatory products you need, all under one roof. Site delivery, survey and sales support are available to help you know that you'll be leaving every customer happy, potentially increasing your work load through positive recommendations.



Discover World Group Windows and Doors

World Group has a strong track record in working with trade businesses and in the commercial sectors to provide secure, low maintenance and thermally efficient products.

World Group - Supply

Our award-winning window and door systems offer you more options and more possibilities. So you can deliver the perfect solution for your customers, every time.

We firmly believe in continuous investment in our production facilities and operations. Our approach means we are able to provide the levels of product innovation, quality and reliability you have a right to expect.

Fully integrated systems, all the finishing touches and, importantly, the confidence that everything works together seamlessly... It makes for an incredibly versatile and professional offering, allowing you to meet your customers' requirements no matter what the project parameters.

Speak to us about how we can help you!

World group - Install

Over the recent years, we have seen a lot of trades people and building companies move their model to take advantage of our installation experience.

Whether we supply or install, our product does not change. We still offer unrivalled product quality and a range of in-house manufactured products that set us aside from other local suppliers you may used to working with.

Full support from sale through to install makes life easier and saves you time to focus on winning more work and building your brand.

If you want to take the leap and experience products that are better than what you're currently using, call us on 01228 599777 or 01387 249777, or drop us a line hello@world-group.co.uk.




A Comprehensive Product Range

We have an extensive portfolio of fully integrated window and door systems, with a defined market presence and unrivalled expertise and support to grow your business.

PAGE 08

Profile 22
PVC-U
Window &
Door System



PAGE 10

Profile 22
Tilt & Turn
PVC-U Window
System




PAGE 12

PatioMaster
PVC-U
Sliding Door
System




PAGE 14

Flush
Casement
PVC-U Window
System




PAGE 15

Flush Tilt &
Turn PVC-U
Window
System



PAGE 16

Fully
Reversible
PVC-U Window
System



PAGE 17

Vertical Siding
Sash PVC-U
Window
System



PAGE 18

Curtain
Walling
System



PAGE 19

Composite
Door Frame
PVC-U
System



PAGE 24

Stellar
Aluminium
Window &
Door System



PAGE 25

Stellar
Aluminium
Casement Window
System



PAGE 25

Stellar
Aluminium Flush
Tilt & Turn Window
System




PAGE 26

Stellar Aluminium
Residential &
French Door
System



PAGE 26

Stellar
Aluminium
Lift & Slide Door
System




PAGE 27

Stellar
Aluminium
Slimline Bifold
Door System



PAGE 27


Stellar
Aluminium Inline
Sliding Door
System



Profile 22 Window & Door Systems

Profile 22 is a fully integrated, award-winning PVC-U window and door system that represents the best in PVC-U system design. Designed from the ground up, Profile 22 is efficient to fabricate and easy to install. Its intelligently designed features throughout the system deliver a whole new level of technical innovation.

FEATURES

U-value (double glazing)	1.2 W/m ² K
U-value (triple glazing)	0.8 W/m ² K
Energy Rating (WER & DSER)	A++
Green Guide Rating	A
Acoustic Performance	36 to 44 dB
Air Tightness (Pa)	Class 3 (600Pa)
Water Tightness (Pa)	Class 9A (600Pa)
Wind Loading (Pa)	Class BE2400 2400Pa
Security	PAS 24
Secured by Design (SBD)	



Window System

The Profile 22 fully-integrated, 70mm window system is available in sculptured and chamfered variations. Suitable for casement and tilt & turn window manufacture, Profile 22 is suitable for almost any size or layout of window including components for bay and bow windows and conservatories. The French Casement Window option offers the ideal alternative to traditional timber window designs or windows with smaller apertures.

Door System

The Profile 22 PVC-U door system is a strong, slim, tough, durable and insulating solution. It is suitable for residential, new build, refurbishment and commercial projects and offers impressive versatility. Low threshold options and open-out options for fire or safety doors are available. It is suitable for off-the-shelf hardware as well as high security options, so you can deliver a solution that is as secure as needed.

Profile shape options



Chamfered



Sculptured



At-a-glance

Practical credentials

- Award-winning system
- Superb weather tightness
- Better drainage
- Superior security and strength
- Glazing options from 24mm to 44mm
- Available as BIM object

Aesthetic credentials

- Chamfered or sculptured options
- Consistent detailing across the system

Tilt and Turn Window System

The Optima Tilt & Turn Window has been designed for installation in high, exposed or difficult access locations. The higher glass-to-frame ratio delivers light, bright spaces. The reassurance of secure all-round locking delivers a reliable and strong window with superb overall aesthetics due to its elegant and streamlined frame aesthetics.

FEATURES

U-value (double glazing)	1.2 W/m ² K
U-value (triple glazing)	0.8 W/m ² K
Energy Rating (WER & DSER)	A++
Green Guide Rating	A
Acoustic Performance	44 dB
Air Tightness (Pa)	Class 4 (600Pa)
Water Tightness (Pa)	Class E750 (E750Pa)
Wind Loading (Pa)	Class CE2400 (2400Pa)
Security	PAS 24
Secured by Design (SBD)	✓

The Tilt & Turn Window System

opens internally. In tilt mode, it offers secure ventilation, an important factor in ground floor installations. In turn mode, it enables cleaning to be carried out without risk, essential in high-rise settings. The tilt & turn gearing prevents the window being switched to turn mode directly from tilt mode and vice versa, which enhances safety. Anti-slam is fitted as standard and restrictors can be fitted for extra safety in medium-high rise buildings.

This product is common in Scotland to meet their regulations for fire egress and easy cleaning from inside the property.

Profile shape options



Chamfered



Sculptured



At-a-glance

Practical credentials

- Impressive aesthetics
- Design flexibility with maximum opening size
- Intelligent design
- Glazing options from 28mm to 44mm


Aesthetic credentials

- Chamfered or sculptured options
- Consistent detailing across the system

PatioMaster Sliding Door Systems

PatioMaster doors are now 33% stronger due to their improved reinforcing capability, while an intelligently-designed interlock prevents panes being prised open to gain entry. The system offers exceptional thermal performance and its sash profile increases the variety of glazing options to 28mm and 36mm (which is triple glazed).

FEATURES


U-value (double glazing)	1.3 W/m ² K
U-value (triple glazing)	1.0 W/m ² K
Energy Rating (WER & DSER)	A+
Green Guide Rating	A
Acoustic Performance	up to 44 dB
Air Tightness (Pa)	Class 3 (600pa)
Water Tightness (Pa)	Class 7a (300Pa)
Wind Loading (Pa)	A4 (1600Pa)
Security	PAS 24
Secured by Design (SBD)	



There are enhanced aesthetics with a new interlock sightline that perfectly aligns with the opposing sash. Yale 6-point locking is fitted as standard, while PAS 24 options feature a specially developed Yale 10-hook lock and are complemented by Yale Platinum 3-star high-security cylinders.

Triple Track Sliding Patio Door

The PatioMaster triple-track system offers up to 25% additional open space compared to a conventional patio door. With either two or four sliding sashes that stack neatly behind each other, they deliver the open-house feel even with smaller frame sizes. They're neat, practical and streamlined for the best in door aesthetics.



At-a-glance

Practical credentials

- Excellent weather protection
- Triple Track patio
- Trouble-free installation

Aesthetic credentials

- 2, 3, 4 or 6-pane configurations
- Up to 6-metre spans



Flush Casement Window System

The Flush Casement Window System beautifully and accurately replicates the original features of traditional timber casement windows. At the same time, modern engineering means superior thermal performance and outstanding weather protection too.

FEATURES

U-value (double glazing)	1.2 W/m ² K
U-value (triple glazing)	N/A
Energy Rating (WER & DSER)	A+
Green Guide Rating	A
Acoustic Performance	36 to 44 dB
Air Tightness (Pa)	Class 3 (600Pa)
Water Tightness (Pa)	Class 9A (600Pa)
Wind Loading (Pa)	C3 (1200Pa)
Security	PAS 24
Secured by Design (SBD)	✔

Flush Tilt & Turn Window System

The Flush Tilt & Turn Window System is a 70mm system that offers an outstanding alternative to aluminium systems on medium and high-rise buildings and where large-scale windows are required.

FEATURES

U-value (double glazing)	1.2 W/m ² K
U-value (triple glazing)	0.8 W/m ² K
Energy Rating (WER & DSER)	A++
Green Guide Rating	A
Acoustic Performance	36 to 44 dB
Air Tightness (Pa)	Class 4 (600Pa)
Water Tightness (Pa)	Class E750 (E750PA)
Wind Loading (Pa)	Class CE2400 (2400PA)
Security	PAS 24
Secured by Design (SBD)	✔




Fully Reversible Window System

The Fully Reversible Window is heavily specified for use in medium-high-rise applications and inaccessible locations. The window easily rotates 180° allowing for safe and easy cleaning of the outside pane without the window entering the room space itself. Its high security locking and child resistant safety catches, and weather performance ensures its maximum safety and security.

FEATURES


U-value (double glazing)	1.2 W/m ² K
U-value (triple glazing)	0.8 W/m ² K
Energy Rating (WER & DSER)	A++
Green Guide Rating	A
Acoustic Performance	40 dB
Air Tightness (Pa)	Class 4 (600Pa)
Water Tightness (Pa)	Class E1500 (1500pa)
Wind Loading (Pa)	Class BE2400 (2400pa)
Security	PAS 24
Secured by Design (SBD)	



Vertical Sliding Sash Window System

Our Vertical Sliding Sash Window was one of the first PVC-U sliding sash window systems to enter the UK market. To further enhance the Vertical Sliding Sash Window system, the new ultra-slim Vertical Sliding Sash meeting rail is launching soon. At just 37mm the new slimmer meeting rail faithfully replicates the appearance of traditional sash windows and adds even more heritage authenticity to the well-regarded system.

FEATURES

U-value (double glazing)	1.4 W/m ² K
U-value (triple glazing)	N/A
Energy Rating (WER & DSER)	A+
Green Guide Rating	A
Acoustic Performance	32 to 37 dB
Air Tightness (Pa)	Class 3 (600Pa)
Water Tightness (Pa)	Class 5A (200Pa)
Wind Loading (Pa)	Class 5A (2000Pa)
Security	PAS 24
Secured by Design (SBD)	



Curtain Walling System

The purpose-designed Epwin Window Systems Curtain Walling System combines quality, sustainability, aesthetics, price and performance – making it the ideal choice when creating large areas of fenestration.



Composite Door Frame System

The Composite Door Frame System is designed for composite door slabs (44mm thick nominal), and the typical hardware associated with this type of product. The system comprises a pre-gasketed PVC-U 70mm outer frame and dedicated 'T' Transom-Mullion, aluminium, steel & RCM reinforcement.



Industry favourite colours available across our PVC-U Systems

World Group's colour offering represents the industry's preferred colour palette. From contemporary colours to heritage classics, and natural palettes to expression hues, it's an intelligent colour offer designed to support our customers at every level.

Base colour options

Next-level aesthetics have been escalated with our five complementary base colours, white, tan, brown, cream and grey. The base colours have been selected to complement our foiled options for the best in streamlined aesthetics.



Cream Base




Tan Base



Grey Base



White Base



Brown Base



Cream



Agate Grey



Pyrite



Flemish Gold Smooth*



Black Ultra-Matt



Basalt Grey Smooth




Claystone



Chartwell Green



AnTeak



White



Silver D Smooth*



Slate Grey Finesse



Pebble Grey



Irish Oak



Swamp Oak



Dark Red



Hazy Grey Finesse



Slate Grey



Windsor



Honey Oak Super-Matt*



Rosewood



Steel Blue



Kensington Grey



Anthracite Grey



Sage Smooth



Light Oak



Black Brown



Dark Green





Buckingham Grey



Anthracite Grey Smooth

More ancillaries than any other system

We offer a comprehensive range of ancillaries all colour-matched to the main system components and offering the same levels of quality and durability. It's a range that helps you create perfect projects every time.



Cills

Our cill range includes options from 85mm to 225mm and every option has matching end caps and couplers. A single reinforcing size made from steel and recycled composite material (RCM) helps keep your stockholding under control.

Thermal Inserts

Thermal inserts increase the number of insulating chambers and help you deliver enhanced U-values and WERs without the cost of the most highly insulating sealed units. They are made from recycled materials and are simply cut to size and slotted inside the profile during fabrication.

Baypoles

Our range of variable, square and fixed angle variant baypoles allows you to create strong, robust and visually appealing bay and bow windows that meet precise customer requirements.

Couplers

Couplers are available in a range of sizes from 3mm to 29mm.

Weatherbars

Our weatherbars deliver valuable finishing touches on French and residential doors.

Packers

There are packers in four sizes from 15mm to 50mm.

Casement Horns

There are run-through casement horns and cover caps in all stock colours and finishes.

Astragal Bars


A range of sculptured and chamfered glazing bars is available in all colours and finishes.

Stellar Aluminium Systems

Stellar Aluminium windows and doors are high performance and simple to fabricate and install. Stellar is cost-effective, but its aesthetics are world class and it delivers everything the buyer wants.

Stellar is the multi-award-winning aluminium system with the slimmest sightlines on the market. It's 30% slimmer than its main competitors, delivering the best sightlines for the bright, light look today's consumers demand. It is secure, low maintenance and more sustainable. Welcome to a multi-award-winning five-star system.

stellar[™]
ALUMINIUM SYSTEMS



Casement Window Range



- Flush and Fully Flush design
- French Flush Casement window option
- Slim sightlines (61.5mm for flush and 75mm for fully flush)
- 1.4 W/m²K U-value (double glazed), 1.0 W/m²K flush window (triple glazed) or 0.95 W/m²K fully flush (triple glazed)
- Espag locking
- Max size 1221mm x 1221mm (top hung) or 721mm x 1321mm (side hung)
- A++ rated WER band, unique thermal break technology
- Beads 28mm, 32mm, 36mm, 44mm (fully flush only)

Flush Tilt & Turn Window



- U-values as low as 1.4 W/m²K (double glazed) or 1.1 W/m²K (triple glazed)
- Contemporary slim sightlines
- Unique thermal break technology
- Concealed hardware for a sleek finish
- Extra security around hinge points
- Bead sizes: 28, 36, 44mm

Flush Door




- Fully Flush aesthetic
- 1.4 W/m²K (double glazed) or 1.2 W/m²K (triple glazed)
- Fully adjustable 3D hinge option
- Low profile DDA compliant threshold
- Max size 1000mm x 2400mm
- PAS 24 as standard
- Beads: 28, 32, 36, 44mm

Lift & Slide Patio Door




- Three interlock options 96mm, 68mm or 50mm (windload dependent)
- Up to 44mm triple glazing
- 1.4 W/m²K U-value double glazed, or 0.9 W/m²K (triple glazed)
- Max panel weight 300kg / max size up to 3000mm x 2600mm
- PAS 24 as standard
- Beads: 28, 36, 44mm

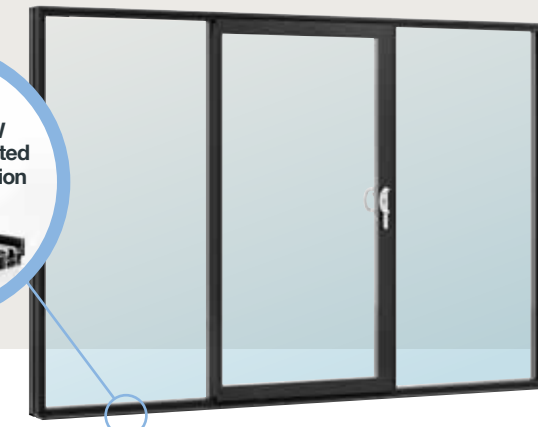
Slimline Bifold Door



- Robust hinge with double fixing positions
- Up to 44mm triple glazing
- Max panel weight 120kg / max size up to 1200mm x 2500mm
- PAS 24 as standard
- 117mm meeting stiles
- Patent-pending adjustable lock stile
- Beads: 28, 36, 44mm
- 1.3 W/m²K U-value (double glazed) or 0.9 W/m²K U-value (triple glazed)
- Unique thermal break technology



Inline Sliding Door



- Wind load resistance Class A3 to 1200Pa
- Water tightness Class 6A to 250Pa
- Air permeability Class 3 to 600Pa
- U-values as low as 0.9 W/m²K
- Neat gasket line
- PAS24 as standard
- 2, 3, and 4 pane options
- 2400mm maximum frame height
- 1675mm maximum sash width



Stellar finishes

Colour makes a huge difference to the overall success of a glazing project.

That's why Stellar's colour palette isn't limited. The most popular shades are stocked, and we review this range regularly to be certain it reflects changing trends.

As well as our selection of stocked colours, we can supply profiles finished with any gloss level, in any RAL colour, or any dual colour combinations. It's a colour proposition that enables you to satisfy more customers and fulfil the aesthetic requirements of more construction projects.

- Wide choice of stocked colours
- Tough, durable Qualicoat-approved powder coating
- Marine grade finish as standard
- 25-year surface finish guarantee
- Low-maintenance, easy-clean surface.



Stock




Signal White
Flat/Matt - RAL 9003



Anthracite Grey
Flat/Matt - RAL 7016



Anthracite Grey/Signal White
Flat/Matt - RAL 7016 / 9003




Jet Black
Flat/Matt - RAL 9005



Jet Black/Signal White
Flat/Matt - RAL 9005 / 9003

Made to Order



Cream
Flat/Matt - RAL 9001



Agate Grey
Flat/Matt - RAL 7038



Slate Grey
Flat/Matt - RAL 7015



Chocolate Brown
Flat/Matt - RAL 8017



Anthracite Grey
Textured - RAL 7016



Supporting our Customers

At World Group, we believe that customer satisfaction is key to our continued success. We are committed to providing excellent customer service that matches the quality of our products and ensures all customers enjoy a caring, polite, friendly experience.



As a World Group trade customer, **you will benefit from:**

- **A choice of established, award-winning systems**
- **Unrivalled technical, marketing and commercial support**
- **Access to Connect, a groundbreaking digital resource hub**
- **Marketing solutions via our award-winning team**
- **State-of-the-art manufacturing in Carlisle**
- **Next-generation colour offer**
- **Technical support from humans with decades of experience**
- **Fast and efficient service to meet our product quality**

Our rapid on-boarding process includes:

- **Rapid on-boarding process**
- **Direct-to-site delivery available**
- **Fast quote turnaround**
- **3-week lead time on core products**
- **Site survey available**
- **Sales support available**
- **Technical support over the phone**

Get a FREE quotation



SCAN ME 

World Group provide enquiry sheets to submit. We will return quotations for you to check before signing off. Once approved, we will send a final copy of specification that we will manufacture from. These steps help you get the right product, first time.

Get in touch

Contact us now using the details below and one of our team will be in touch.

Sales enquiry 01228 599 777

or fill in the request form at
world-group.co.uk/customer-services

Technical support

Andy Broatch: **01228 599777**
Colin Jackson: **07764 898166**

For more information about World Group

Call 01228 599 777

Email: hello@world-group.co.uk
www.world-group.co.uk



TRUST IN QUALITY



